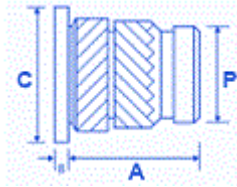
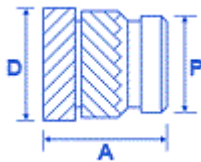


## HIS:

### FSUK-HISH



### FSUK-HIS



## Description

The HIS range of inserts has been developed with an opposing herringbone knurl on the outside to give a high level of performance in most Thermoplastics. This insert is available in a headed version to increase performance and aid with Electrical contacts.

Its designed to be installed into drilled or moulded holes using either direct heat or ultrasonic. The insert is designed with a pilot end to aid insertion.

## Dimensions

thread	A	B	C	D	P	H.Size	W.Thickness
M2	4,0	0,53	4,8	3,6	3,1	3,2	1,3
M2.5	5,7	0,61	5,5	4,6	3,9	4,0	1,6
M3	5,7	0,61	5,5	4,6	3,9	4,0	1,6
M3.5	7,1	0,76	6,4	5,4	4,7	4,8	1,8
M4	8,2	0,91	7,1	6,3	5,5	5,6	2,1
M5	9,5	1,09	7,9	7,1	6,3	6,4	2,6
M6	12,7	1,35	9,5	8,7	7,9	8,0	3,3
M8	12,7	1,35	11,1	10,2	9,5	9,6	4,5
M10	12,7	1,60	14,0	12,3	11,6	11,7	6,0

## Advantages

HIGH TORQUE AND PULL OUT  
 SUITABLE FOR THIN BOSS WALLS TO MAXIMISE DESIGN SPACE  
 HEADED VERSION FOR ELECTRICAL CONTACT AND HIGHER PERFORMANCE

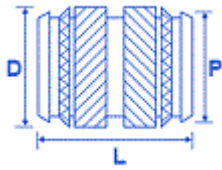
## Comments

DESIGN ALLOWS RAPID INSTALLATION USING HEAT OR ULTRASONICS  
 AVAILABLE IN SHORTER LENGTHS AND WITH MALE THREADED VERSIONS

DESIGNATION EXAMPLE: FSUK HIS-B-M3 UNHEADED  
 FSUK HISH B M3 HEADED VERSION  
 AVAILABLE IN BRASS + SOME SIZES IN STAINLESS  
 MOST SIZES AVAILABLE FROM STOCK  
 CONTACT FSUK FOR FURTHER INFO

## DUO: Inserts for Thermo Plastics

### FSUK-DUO



### Description

The Duo range is based on a opposing herringbone knurl with the advantage of it being symmetrical.

Its designed to be installed into drilled or moulded holes using direct heat. (Not Ultrasonic's)

### Dimensions

thread	D	P	L	H.Size	W.Thickness
M2	3,5	3,1	3,9	3,2	1,3
M2.5	4,4	3,9	5,7	4,0	1,6
M3	4,4	3,9	5,7	4,0	1,6
M3.5	5,2	4,7	7,1	4,8	1,8
M4	6,1	5,5	8,1	5,6	2,1
M5	6,8	6,3	9,5	6,4	2,6
M6	8,5	7,9	12,7	8,0	3,3
M8	10,0	9,5	12,7	9,6	4,5
M10	12,3	11,8	12,7	11,9	6,0

### Advantages

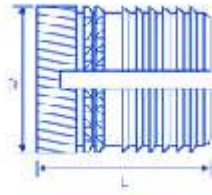
HIGH TORQUE AND PULL OUT  
SUITABLE FOR THIN BOSS WALLS TO MAXIMISE DESIGN SPACE  
DESIGN ALLOWS RAPID INSTALLATION USING HEAT  
AVAILABLE IN SHORTER LENGTHS  
SYMMETRICAL TO AID WITH INSTALLATION

### Comments

DESIGNATION EXAMPLE FSUK DUO B M3 M3 BRASS VERSION  
ONLY AVAILABLE IN BRASS  
MOST SIZES EX STOCK

## EXPP: Inserts for Thermo Plastics

### FSUK-EXPP



Dimensions				
thread	D	L	H.Size	W.Thickness
M2	3,7	4.0	3,2	1,6
M2.5	4,5	5.8	4.0	2,0
M3	4,5	5.8	4,0	2,0
M4	6,2	8.2	5,6	2,8
M5	6,9	9.5	6,4	3,2
M6	8,5	12.7	8,0	4,0
M8	10,1	12.7	9,6	4,8

## Advantages

FAST AND EASY TO INSTALL WITHOUT THE NEED FOR HEAT  
HIGH PERFORMANCE  
SUITABLE FOR THE MAJORITY OF THERMOPLASTIC

## Comments

EXAMPLE DESIGNATION FSUK EXPP B M3

## Description

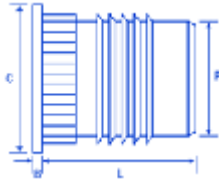
The FSUK EXPP insert is a high performance press in insert designed for Thermoplastics.

Its designed to be pressed in cold into drilled or moulded holes.

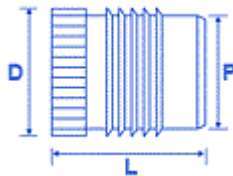
The insert has a anti vibration feature but without the high installation torque required with the EXP range.

## PU: Inserts for Thermo Plastics

### FSUK-PUH



### FSUK-PU



## Dimensions

thread	B	C	D	P	L	H.Size	W.Thickness
M2	0,45	4,8	3,7	3,1	4.0	3,2	1,6
M2.5	0,58	5,5	4,5	3,9	4.8	4,0	2,0
M3	0,58	5,5	4,5	3,9	4.8	4,0	2,0
M3.5	0,74	6,4	5,3	4,7	6.4	4,8	2,4
M4	0,89	7,1	6,1	5,5	7.9	5,6	2,8
M5	1,07	7,9	7,0	6,3	9.5	6,4	3,2
M6	1,32	9,5	8,6	7,9	12.7	8,0	4,0
M8	1,32	11,0	10,2	9,5	12.7	9,6	4,8

## Advantages

FAST AND EASY TO INSTALL WITHOUT THE NEED FOR HEAT  
 HIGH PERFORMANCE  
 SUITABLE FOR THE MAJORITY OF THERMOPLASTICS  
 FREE RUNNING THREAD  
 HEADED VERSION FOR ELECTRICAL CONTACT AND HIGHER PERFORMANCE

## Comments

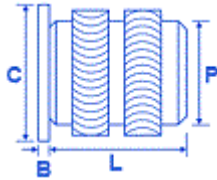
## Description

The FSUK PU insert is cold press in insert which is designed with a free running thread and will suit most types of Thermoplastics.

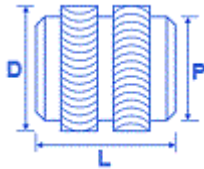
Its designed to be pressed in cold into drilled or moulded holes and due to its combination of fins and knurls can achieve a high performance.

## HIHL: Inserts for Thermo Plastics

### FSUK-HIHLH



### FSUK-HIHL



## Dimensions

thread	B	C	D	P	L	H.Size	W.Thickness
M2	0,51	4,8	3,5	3,1	3.9	3,2	1,4
M2.5	0,58	5,5	4,4	3,9	5.8	4,0	1,8
M3	0,58	5,5	4,4	3,9	5.8	4,0	1,8
M3.5	0,74	6,4	5,2	4,7	7.1	4,8	2,1
M4	0,89	7,1	6,1	5,5	8.1	5,6	2,4
M5	1,07	7,9	6,9	6,3	9.5	6,4	2,8
M6	1,32	9,5	8,5	7,9	12.7	8,0	3,6
M8	1,32	11,1	10,0	9,5	12.7	9,6	5,0

## Advantages

SYMMETRICAL TO AID WITH INSTALLATION  
 DESIGNED TO REDUCE STRESS FOR USING WITH AMORPHOUS PLASTICS  
 HEADED VERSION FOR ELECTRICAL CONTACT AND HIGHER PERFORMANCE

## Comments

EXAMPLE DESIGNATION FSUK HIHL B M3 UNHEADED M3  
 FSUK HIHLH B M3 HEADED M3  
 ONLY AVAILABLE IN BRASS

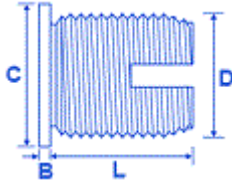
## Description

The HIHL range has been designed with a rounded crest and knurl configuration to be installed into Notch Sensitive Plastics such as 30% Glass Filled Polycarbonate. This insert reduces the stress and is available in a headed version to increase performance and aid with Electrical contacts.

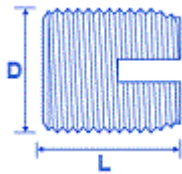
Its designed to be installed into drilled or moulded holes using direct heat and reduces the risks associated with cracking .

## SCR: Inserts for Thermo Plastics

### FSUK-SCRH



### FSUK-SCR



## Dimensions

thread	B	C	D	L	H.Size	holesize2
M2.5	0,58	6,0	4,5	6.0	4,0 - 4,1	4,1 - 4,3
M3	0,58	6,5	5,0	6.0	4,5 - 4,6	4,6 - 4,8
M3.5	0,73	7,5	6,0	8.0	5,3 - 5,4	5,5 - 5,7
M4	0,89	8,0	6,5	8.0	5,8 - 5,9	6,0 - 6,2
M5	1,06	9,5	8,0	10.0	7,1 - 7,2	7,3 - 7,6
M6	1,32	12,0	10,0	14.0	8,6 - 8,8	9,0 - 9,4
M8	1,32	14,0	12,0	15.0	10,6 - 10,8	11,0 - 11,4
M10	1,57	16,0	14,0	18.0	12,6 - 12,8	13,0 - 13,4

## Advantages

HIGH PULL OUT RESISTANCE.

HEADED VERSION FOR ELECTRICAL CONTACT AND HIGHER PERFORMANCE.

CAN BE USED IN MOST TYPES OF MATERIALS.

AVAILABLE IN HARDENED STEEL AND STAINLESS.

## Comments

EXAMPLE DESIGNATION FSUK SCR B M3 FSUK SCRH B M3 (HEADED)  
AVAILABLE IN BRASS, HARDENED STEEL AND STAINLESS STEEL  
PLEASE NOTE HOLE SIZE 1 IS A GUIDE FOR THERMOPLASTICS AND  
HOLESIZE 2 IS A GUIDE FOR THERMOSETTING PLASTICS. CONTACT FSUK  
FOR FURTHER INFO IF REQUIRED.

PLEASE NOTE THAT THE WALL THICKNESS WOULD BE TYPICALLY  
MINIMUM 0.3 X D ON THE SCR.

THE SCRH RANGE STARTS FROM THREAD SIZE M4.

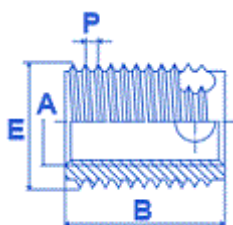
## Description

The SCR range is a Self Tapping range of inserts with internal and external threads and a slot to aid installation.

Its designed to be installed into drilled or moulded holes and can be used where Maximum strength is required.

## SCRS: Inserts for Thermo Plastics

### FSUK-SCRS



### Dimensions

thread	B	P	E	H.Size	holesize2
M5-7	7	1	8	7.4-7.6	7.6-7.7
M5-10	10	1	8	7.4-7.6	7.6-7.7
M6-8	8	1.25	10	9.3-9.5	9.5-9.6
M6-12	12	1.25	10	9.3-9.5	9.5-9.6
M8-9	9	1.5	12	11.1-11.3	11.3-11.5
M8-14	14	1.5	12	11.1-11.3	11.3-11.5
M10-10	10	1.5	14	13.1-13.3	13.3-13.5
M10-18	18	1.5	14	13.1-13.3	13.3-13.5
M12-12	12	1.75	16	15.0-15.2	15.2-15.4
M12-22	22	1.75	16	15.0-15.2	15.2-15.4
M14-14	14	2	18	17.0-17.2	17.2-17.4
M14-24	24	2	18	17.0-17.2	17.2-17.4
M16-14	14	2	20	19.0-19.2	19.2-19.4
M16-24	24	2	20	19.0-19.2	19.2-19.4

### Advantages

HIGH PULL OUT RESISTANCE, DEVELOPED FOR MATERIALS WITH DIFFICULT CUTTING PROPERTIES, THE INSERT HAS A THICK WALL AND THE CUTTING FORCE IS DISTRIBUTED OVER THREE CUTTING EDGES. SHORTER VERSION AVAILABLE IN ALL SIZES WHERE MINIMAL MATERIAL THICKNESSES ARE INVOLVED. GENERALLY SOLD IN HARDENED STEEL WITH A RoHS COMPLIANT ZINC AND CLEAR PASSIVATION.

### Description

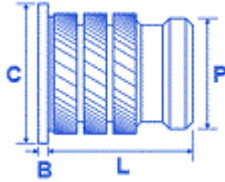
The SCRS range is a Self Tapping range of inserts with internal and external threads and 3 holes to aid installation. Its designed to be installed into drilled or moulded holes generally for Thermosetting Plastics with up to 50% Glass Filled like Grivory. They are also an Excellent Insert to obtain a wear free, vibration resistant insert for Aluminium and Aluminium and Magnesium alloys. Can also be used in Thermo Plastics.

### Comments

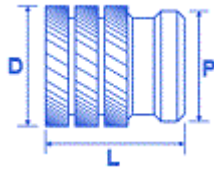
TO SPECIFY SIMPLY SPECIFY THE INSERT TYPE- FSUK SCRS AND THEN THE THREAD SIZE, LENGTH AND THEN FINISH FOR EXAMPLE, A M8-14 LONG WOULD BE FSUK SCRS M8-14-Z (Z= ZINC AND CLEAR PASS). ALSO AVAILABLE IN STAINLESS. M8, M10 AND M12 CURRENTLY STOCKED BUT MOST SIZES ARE AVAILABLE. PLEASE NOTE HOLESIZE 1 FOR PLASTIC AND HOLESIZE 2 FOR METAL. PLEASE NOTE THAT THE WALL THICKNESS WOULD BE TYPICALLY MINIMUM 0.3 X E ON THE SCRS. PLEASE NOTE DEPTH ON BLIND HOLE SHOULD BE 10% MIN OF DIM B FOR PLASTICS AND 15% MIN FOR METAL

## MU: Inserts for Thermo Setting Plastics

### FSUK-MUH



### FSUK-MU



## Dimensions

thread	B	C	D	P	L	H.Size	W.Thickness
M2	0,51	4,8	3,3	3,0	4.1	3,1	1,6
M2.5	0,58	5,5	4,2	3,7	5.3	3,8	2,0
M3	0,58	5,5	4,2	3,7	5.3	3,8	2,0
M3.5	0,74	6,4	5,0	4,5	6.3	4,6	2,5
M4	0,80	7,1	5,8	5,3	7.4	5,4	2,5
M5	1,07	7,9	6,6	6,1	8.3	6,2	2,5
M6	1,32	9,5	8,2	7,7	9.2	7,8	2,8
M8	1,32	11,1	9,7	9,3	9.2	9,3	3,8
M10	1,57	14,0	12,0	11,5	9.2	11,6	5,0

## Advantages

- FAST AND EASY TO INSTALL
- A SPECIAL PILOT END PREVENTS INSTALLATION PROBLEMS
- RELATIVELY SMALL DIAMETER AND LENGTH
- HEADED VERSION FOR ELECTRICAL CONTACT AND HIGHER PERFORMANCE
- HIGH TORQUE RESISTANCE

## Comments

EXAMPLE DESIGNATION FSUK MU B M3  
SOME SIZES AVAILABLE IN STAINLESS

## Description

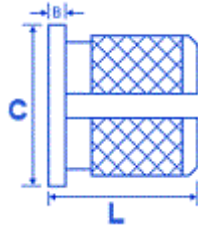
The FSUK MU range is designed with multiple helically knurled rings designed to be installed into hard brittle thermosetting plastics. These inserts are often used in the Electrical industry.

Its designed to be installed into drilled or moulded holes the sharp knurls allows high performance in thinner boses.

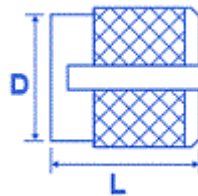


## EXP: Inserts for Thermo Setting Plastics

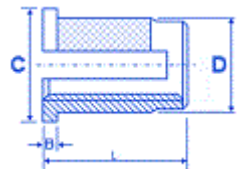
### FSUK-EXPH



### FSUK-EXP



### FSUK-EXPR



## Dimensions

thread	B	C	D	L	H.Size	W.Thickness
M2	0,43	4,8	3,2	3.9	3,2	2,4
M2.5	0,51	5,5	4,0	4.7	4,0	3,2
M3	0,51	5,5	4,0	4.7	4,0	3,2
M3.5	0,66	6,4	4,7	6.3	4,8	3,6
M4	0,82	7,1	5,5	7.9	5,6	4,0
M5	0,99	7,9	6,3	9.4	6,4	4,8
M6	1,25	9,5	7,9	12.6	8,0	6,0
M8	1,25	11,1	9,5	12.6	9,6	7,0

## Advantages

FAST AND EASY TO INSTALL

SCREW IS SECURED AUTOMATICALLY AGAINST LOOSENING

HEADED AND REVERSE HEAD AVAILABLE TO ENABLE THE INSERT TO GO ON THE BACK OF THE MOULDING

## Comments

EXAMPLE DESIGNATION FSUK EXP B M4= M4 BRASS FLUSH EXPANSION INSERT

FSUK EXPH-B-M4 M4 BRASS HEADED VERSION

FSUK EXPR B M4 M4 REVERSE TYPE EXPANSION INSERT

ONLY AVAILABLE IN BRASS

MOST SIZES AVAILABLE FROM STOCK

## Description

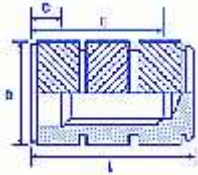
The FSUK EXP range is designed around a diamond knurl configuration with a slot which enables the insert to expand when the mating screw is assembled. This insert is designed more for Thermosetting Plastics although can be used in some Thermoplastics.

Available in a headed and reverse head; it is designed with an anti vibration feature to stop the screw working loose after assembly.

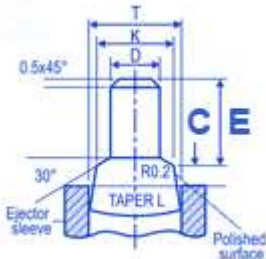
Its designed to be pressed in cold into drilled or moulded holes.

## BLD: Moulded In Inserts

### FSUK-BLD



### Mould Pin



## Description

The FSUK BLD range is a blind insert designed for Moulding in rather than post insertion. The opposing herringbone knurl gives a very high level of performance.

The location pin should be designed as per our dimensions to ensure the insert locates correctly during the moulding process.

Dimensions				
thread	C	D	E	L
M2	1.2	3.4	3.6	5.5
M3	1.3	4.7	4.6	7.3
M4	1.8	6.3	6.7	10.2
M5	2.0	7.3	7.4	11.2
M6	2.0	9.8	8.1	14.4
M8	2.3	11.4	11.1	16.5

## Advantages

BLIND ENDED TO AVOID ANY PLASTIC ENTERING THE INTERNAL THREAD

CAN BE INSTALLED INTO VERY LARGE MOULDINGS

VERY HIGH LEVEL OF PERFORMANCE

FREE RUNNING THREAD

MOST SIZES EX STOCK

## Comments

Mould pin design is critical to the success of the moulding-in operations since the features shown are used to locate and retain the insert prior to moulding and prevent the ingress of plastic during the process.

HOW TO SPECIFY: FSUK BLD B M5

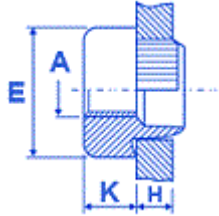
ONLY AVAILABLE IN BRASS

M3-M6 STOCK SIZES

Dimensions – Mould Pin						
thread	C	D	E	K	L	T
M2	0.8	1.55	2.65	2.3	6	3.00
M3	1.05	2.45	3.40	3.125	4.5	4.00
M4	1.50	3.25	5.0	4.425	4.5	5.40
M5	1.70	4.15	5.55	5.125	5	6.00
M6	1.80	4.95	6.15	6.600	5.5	8.00
M8	2.00	6.70	9.00	8.500	6	10.00

## ANCHOR:

### FSUK-ANCHOR



### Dimensions

thread	E	K	H.Size
M2	8.0	2.3	5.9
M2.5	8.0	3.2	5.9
M3	8.0	3.2	5.9
M3.5	9.5	3.8	7.0
M4	9.5	3.8	7.0
M5	11	4.4	8.35
M6	12.5	5.7	9.65
M8	16.0	6.4	13.1
M10	19.0	7.6	15.5
M12	25.4	10.2	19.6
M14	25.4	10.2	19.6
M16	25.4	10.2	19.5

### Description

The FSUK Anchor rivet bush is designed with serrations on the spigot and can be used in material as thin as 0.5mm up to 5.9mm.

The spigot is designed to go through the sheet and be riveted over on the back allowing it to go into all types of material. They are generally available in Steel Self colour or Zinc and Clear Pass(C3) and Stainless Steel.

It is designed to be installed into drilled or punched holes.

Please note stock sizes are M3-M10

### Advantages

CAN BE INSTALLED MANUALLY OR WITH AN AUTO FEED PRESS  
 VERY HIGH PERFORMANCE DUE TO ITS RIVETING ACTION ON  
 THE BACK OF THE SHEET METAL  
 SUITABLE FOR USE IN DRILLED OR PUNCHED HOLES

### Comments

HOW TO SPECIFY:

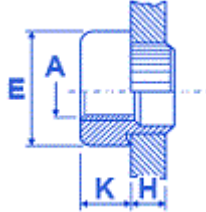
EXAMPLE FSUK ANCHOR M4 1.6mm S-Z FOR EACH SIZE JUST SPECIFY THE MATERIAL THICKNESS (H)

S= STEEL STST= STAINLESS SC= SELF COLOUR SPECIFY Z FOR ZINC PLATED (TRIVALENT C3) AT THE END OF PART NO

Hole Size tolerance is -0/+0.1mm

## MINI-ANCHOR: Rivet Bushes

### FSUK-MINIANCHOR



## Description

The FSUK Mini-Anchor range has all the features of the standard Anchor but with a smaller body and panel range.

The spigot is designed to go through the sheet and be riveted over on the back allowing it to go into all types of material. They are generally available in Steel Self colour or Zinc and Clear Pass and Stainless Steel.

The Mini bushes are designed to be almost flush on the back of the sheet and can be installed into material between 0.5mm-3mm.

It is designed to be installed into drilled or punched holes.

## Dimensions

thread	E	K	H.Size
M2	5.0	2.3	3.5
M2.5	5.5	2.8	4,3
M3	5.5	2.8	4,3
M3.5	7.0	3.2	5.5
M4	7.0	3.2	5.5
M5	8.5	3.8	6.5
M6	10	5.1	7.7
M8	12	6.5	9.7

## Advantages

CAN BE INSTALLED MANUALLY OR WITH AN AUTO FEED PRESS  
SUITABLE FOR USE IN DRILLED OR PUNCHED HOLES  
CAN BE INSTALLED CLOSE TO THE PANEL EDGE  
SMALLER BODY GIVES MORE DESIGN SPACE

## Comments

HOW TO SPECIFY:

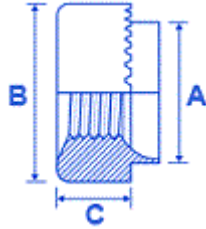
FSUK MINI-ANCHOR M4-1.6mm-S-Z

Specify Material thickness (H) and Anchor Material then Finish  
AVAILABLE IN SELF COLOUR, STEEL ZINC & TRIVALENT AND  
STAINLESS

M3&M4 AVAILABLE IN MOST GUAGE SIZES FROM STOCK

## SERRATED:

### FSUK-SERRATED



## Description

The FSUK serrated face bush is offered as an alternative to the Serrated spigot and has a range of different hole sizes to give designers and sheet metal sub contractors a choice.

The spigot is designed to go through the sheet and be rivetted over on the back allowing it to go into all types of material. They are generally available in Steel Self colour or Zinc and Clear Pass and Stainless Steel.

The FSUK Serrated face rivet bush can be used in material as thin as 0.5mm up to 5.9mm.

It is designed to be installed into drilled or punched holes.

## Dimensions

thread	A	B	C	H.Size
M2.5	5,54	7,92	3,17	5,54
M3	5,54	7,92	3,17	5,54
M3.5	6,73	9,52	3,17	6,73
M4	6,73	9,52	3,17	6,73
M5	7,92	11,10	3,81	7,92
M6	9,52	12,70	5,08	9,52
M8	12,70	15,87	6,35	12,70
M10	15,87	19,05	7,62	15,87
M12	19,05	25,40	10,16	19,05

## Advantages

CAN BE INSTALLED MANUALLY OR WITH AN AUTO FEED PRESS  
 VERY HIGH PERFORMANCE DUE TO ITS RIVETING ACTION ON THE BACK OF THE SHEET METAL  
 SUITABLE FOR USE IN DRILLED OR PUNCHED HOLES

## Comments

### HOW TO SPECIFY

FSUK M4-16 SWG SERR STEEL TRIVALENT

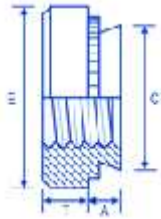
Specify Guage size Fastener is fixing into and then material of Rivet Bush.

Available in Self Colour, Steel or Stainless. Also available with Serrations on Spigot.

Please note Dimension A tolerance is +0/-0.2mm. Hole size tolerance is -0/+0.1mm and we recommend you punch or drill the hole towards the top limit.

## SCN: Self Clinching Fasteners

### FSUK-SCN



### Description

The FSUK Self clinch nut persuades material from the mating sheet to flow around the self clinch groove and notches. They are designed to ensure the sheet is completely flush on the back and each size of nut can be installed into a large panel range.

The steel nuts are hardened and designed to go into sheet less than 80 Rockwell B, the stainless version is designed to go into less than 70 Rockwell B.

It is designed to be installed into drilled or punched holes and must always be installed using a Squeeze action Press.

### Dimensions

thread	A	shank	C	E	T	H.Size	Sheet
M2	0,76	0	4.20	6.3	1,5	4,25	0,8
M2	0,97	1	4.20	6.3	1,5	4,25	1,0
M2	1,37	2	4.20	6.30	1,5	4,25	1,4
M2.5	0,76	0	4.20	6.3	1,5	4,25	0,8
M2.5	0,97	1	4.20	6.3	1,5	4,25	1,0
M2.5	1,37	2	4.2	6.3	1,5	4,25	1,4
M3	0,76	0	4.20	6.30	1,5	4,25	0,8
M3	0,97	1	4.20	6.30	1,5	4,25	1,0
M3	1,37	2	4.20	6.30	1,5	4,25	1,4
M3 (4.75)	0,76	0	4.75	7.1	1,75	4,75	0,8
M3 (4.75)	0,97	1	4.75	7.10	1,75	4,75	1,0
M3 (4.75)	1,37	2	4.75	7.10	1,75	4,75	1,4
M4	0,76	0	5.40	7.90	2,0	5,4	0,8
M4	0,97	1	5.40	7.90	2,0	5,4	1,0
M4	1,37	2	5.40	7.90	2,0	5,4	1,4
M4 (2.3)	0,76	0	5.40	7.90	2.3	5,4	0,8
M4 (2.3)	0,97	1	5.40	7.90	2.3	5,4	1,0
M4 (2.3)	1,37	2	5.40	7.90	2.3	5,4	1,4
M5	0,76	0	6.40	8.70	2,0	6,4	0,8
M5	0,97	1	6.40	8.70	2,0	6,4	1,0
M5	1,37	2	6.40	8.70	2,0	6,4	1,4
M5 (2.3)	0,76	0	6.40	8.70	2.3	6,4	0,8
M5 (2.3)	0,97	1	6.40	8.70	2.3	6,4	1,0
M5 (2.3)	1,37	2	6.40	8.70	2.3	6,4	1,4
M6	1,37	1	8.75	11.05	4,1	8,75	1,4
M6	2,21	2	8.75	11.05	4,1	8,75	2,3
M8	1,37	1	10.50	12.65	5,5	10,5	1,4
M8	2,21	2	10.50	12.65	5,5	10,5	2,3
M10	2.21	1	14.00	17.30	7.5	14	2.3
M10	3.05	2	14.00	17.30	7.5	14	3.1

### Advantages

SUITABLE FOR USE IN DRILLED OR PUNCHED HOLES. REVERSE SIDE OF SHEET WILL BE COMPLETELY FLUSH.

### Comments

TO SPECIFY= FSUK M4-1- S (STEEL)-Z (TRIVALENT). WE STOCK MOST DIRECT ALTERNATIVES TO PSM STYLE+ ALL TYPES. IF YOU WANT PSM SPEC PLEASE SPECIFY IE FSUK M4-1-(2.32 BODY)-Z (TRIVALENT) PLEASE NOTE DIMENSION A IS A MAXIMUM THERE IS NO MINIMUM

## SCS: Self Clinching Fasteners

### FSUK-SCS



### Description

The FSUK Self Clinch studs is designed to be flush into a range of sheet metal without any need for welding.

The studs are available in a variety of thread sizes and lengths.

The FSUK Self clinch studs persuades material from the mating sheet to flow around the self clinch groove and notches.

The steel studs are hardened and designed to go into sheet less than 80 Rockwell B, the stainless version is designed to go into less than 70 Rockwell B.

It is designed to be installed into drilled or punched holes and must always be installed using a squeeze action. The tolerance on the hole must be  $-0.00 + 0.08\text{mm}$

### Dimensions

thread	K	L	T	Sheet
M2.5	4.0	2.5	0.4	1
M3	4.6	3	0.8	1
M4	5.9	4	1.9	1
M5	6.5	5	3.8	1
M6	8.2	6	8	1.5
M8	9.6	8	12	1.5

### Advantages

SUITABLE FOR USE IN DRILLED OR PUNCHED HOLES  
 HEAD IS DESIGNED TO BE INSTALLED FLUSH WITH THE SHEET  
 AVAILABLE IN STEEL AND STAINLESS  
 STUD WILL ALWAYS BE INSTALLED PERPENDICULAR TO PANEL  
 NO WELDING REQUIRED

### Comments

HEAD TOLERANCE  $\pm 0.4\text{mm}$

HOW TO SPECIFY: THREAD SIZE X LENGTH STEEL TRIVALENT FINISH OR STAINLESS.

IE FSUK M4-10 STEEL TRIVALENT

PLEASE NOTE LENGTHS(B) AVAILABLE AS FOLLOWS:

M3-6/8/10/12/14/15/16/18/20/25/30/35

M4-6/8/10/12/14/15/16/18/20/25/30/35/38

M5-8/10/12/14/15/16/18/20/25/30/35/38

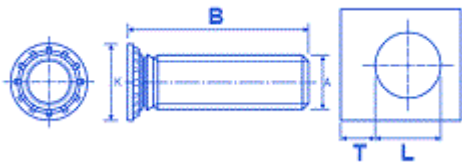
M6-10/12/14/15/16/18/20/25/30/35/38

M8-10/12/15/16/18/20/25/30/35/38/50

PLEASE CHECK WITH FSUK FOR AVAILABILITY OVER 30 LONG  
 PRODUCT IS AVAILABLE IN STEEL TRIVALENT FINISH, GEOMET 500 (ONLY SOME SIZES) AND STAINLESS  
 MOST SIZES EX STOCK

## HPS: Self Clinching Fasteners

### FSUK-SCHPS



## Description

The FSUK high performance studs are available for applications where a flush head is not required and a very high performance is.

The FSUK Self clinch studs persuades material from the mating sheet to flow around the self clinch groove and notches.

The steel studs are hardened and designed to go into sheet less than 80 Rockwell B.

It is designed to be installed into drilled or punched holes and must always be installed using a squeeze action. The tolerance on the hole must be -0.00 + 0.13mm.

## Dimensions

thread	K	L	T	H.Size
M5	7.8	5	10,5	5.0
M6	9.4	6	11,5	6.0
M8	12.5	8	12,5	8.0
M10	15.7	10	13,5	10.0

## Advantages

SUITABLE FOR USE IN DRILLED OR PUNCHED HOLES  
STUD WILL ALWAYS BE INSTALLED PERPENDICULAR TO PANEL  
NO WELDING REQUIRED  
HIGH TORQUE RESISTANCE

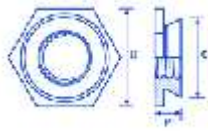
## Comments

HOW TO SPECIFY  
FSUK SCHPS M8-20 (B) STEEL TRIVALENT  
SOME SIZES AVAILABLE IN STAINLESS- PLEASE CLICK ON THE  
CONTACT US @ FSUK AND PLACE ENQUIRY TO CHECK  
AVAILABILITY



## FLUSH: Self Clinching Fasteners

### FSUK-FLUSH



### Dimensions

thread	shank	B	C	P	H.Size	Sheet	mindistance
M2.5	1	4,8	4,35	1,5	4,4	1,5	6,0
M2.5	2	4,8	4,35	2,3	4,4	2,4	6,0
M3	1	4,8	4,35	1,5	4,4	1,5	6,0
M3	2	4,8	4,35	2,3	4,4	2,4	6,0
M3 (5.4)	1	6,4	5,35	1,5	5,4	1,5	6,5
M3 (5.4)	2	6,4	5,35	2,3	5,4	2,4	6,5
M3.5	1	6,4	5,35	1,5	5,4	1,5	6,5
M3.5	2	6,4	5,35	2,3	5,4	2,4	6,5
M4	1	7,9	7,35	1,5	7,4	1,5	7,2
M4	2	7,9	7,35	2,3	7,4	2,4	7,2
M5	1	8,7	7,90	1,5	7,9	1,5	8,8
M5	2	8,7	7,90	2,3	7,9	2,4	8,8
M6	1	9,5	8,75	3,1	8,75	3,2	8,8
M6	2	9,5	8,75	3,9	8,75	4,0	8,8

### Description

The FSUK Flush range provides a strong reusable thread in sheet metal with a flush finish on both sides.

It is designed to be installed into drilled or punched holes and must always be installed using a squeeze action. The tolerance on the hole must be  $-0.00 + 0.13\text{mm}$ .

The Nuts are manufactured from stainless steel and must be installed into sheet hardness of less than 70 Rockwell B.

### Advantages

HIGH PULL OUT AND BODY TORQUE  
PROVIDES FLUSH FINISH TO BOTH SIDES OF THE SHEET

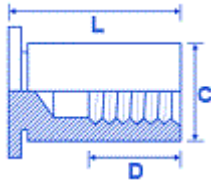
### Comments

HOW TO SPECIFY  
FSUK M4-1 FLUSH NUT  
ONLY AVAILABLE IN STAINLESS TO ENSURE STRONG INTERNAL THREAD

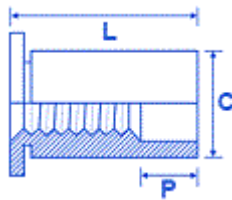
## STAND-OFFS: Self Clinching

### Fasteners

#### FSUK-BLIND



#### FSUK-THROUGH



### Cross Flat



### Description

The FSUK Stand-Offs are designed to serve as spacers normally to mount a PCB board in enclosures. They are available in a Blind or Through version and can be supplied in steel or stainless.

The steel version are hardened and designed to go into sheet less than 80 Rockwell B, the stainless version is designed to go into less than 70 Rockwell B.

They are designed to be installed into drilled or

### Dimensions

thread	C	D	P	L	A/F	H.Size	Sheet
M2.5	4,18	L6-12 Max L14-16 =6.4 18-26= 9.5	L12-14 =4.8 L16-20 =8 L22-26 =11	5-26	4,8	4,2	1,0 (min)
M3	4,18	L6-12 Max L14-16 =6.4 18-26= 9.5	L12-14 =4.8 L16-20 =8 L22-26 =11	5-26	4,8	4,2	1,0 (min)
M3 (5.4)	5,39	L6-12 Max L14-16 =6.4 18-26= 9.5	L12-14 =4.8 L16-20 =8 L22-26 =11	5-26	6,4	5,4	1,0 (min)
M4	7,10	L6-12 Max L14-16 =6.4 18-26= 9.5	L12-14 =4.8 L16-20 =8 L22-26 =11	6-26	7,9	7,2	1,3 (min)
M5	7,10	L6-12 Max L14-16 =6.4 18-26= 9.5	L12-14 =4.8 L16-20 =8 L22-26 =11	6-26	7,9	7,2	1,3 (min)

### Advantages

DESIGNED TO BE FLUSH ON ONE SIDE OF SHEET METAL  
OFFERED IN A WIDE RANGE OF LENGTHS  
SUITABLE FOR ALL THICKNESS OF SHEET OVER 1.0MM  
AVAILABLE IN THROUGH AND BLIND VERSIONS  
STEEL OR STAINLESS STEEL

### Comments

#### HOW TO SPECIFY

FSUK BLD M4-12-S-TRIVALENT= M4-12 BLIND STEEL TRIVALENT PLATED  
FSUK THRO M4-12 S-TRIVALENT= M4-12 THROUGH STEEL TRIVALENT  
PLATED

ALSO AVAILABLE IN STAINLESS AND SOME SIZES IN GRADE 400  
STAINLESS

PLEASE CHECK WITH FSUK FOR AVAILABILITY OF STAINLESS/GRADE 400  
PLEASE NOTE LENGTH (L) STARTS AT 6MM ON FSUK-BLIND

## BROACH: Self Clinching

### Fasteners

#### FSUK-BROACH



### Dimensions

thread	A	B	C	D	L	A/F	H.Size
M2.5	5,56	4,60	1,5	1,5	1,53	4,4	4,22
M3	5,56	4,60	1,5	1,5	1,53	4,4	4,22
M4	8,74	6,75	1,5	2,0	1,53	6,4	6,40
M5	9,53	7,30	1,5	3,0	1,53	7,1	6,90

### Advantages

SIMPLE PRESS IN INSTALLATION  
AVAILABLE IN STAND-OFFS  
DESIGNED NOT TO CRACK BRITTLE PCB'S

### Comments

HOW TO SPECIFY  
FSUK M3 BROACH-ET  
ET= ELECTRO TINNED FOR PCB BOARDS

### Description

The FSUK broaching nuts are designed to be installed into resin based PCB Boards, they are installed using a flat punch with a squeeze action allowing the spigot to broach its way into the board. A stand-off version is also available.

These nuts ensure a deep metal thread in the boards without the risk of cracking.

They are designed to be installed into drilled or punched holes and must always be installed using a squeeze action. The tolerance on the hole must be  $-0.00 + 0.08\text{mm}$