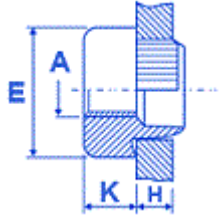


## ANCHOR:

### FSUK-ANCHOR



Dimensions			
thread	E	K	H.Size
M2	8.0	2.3	5.9
M2.5	8.0	3.2	5.9
M3	8.0	3.2	5.9
M3.5	9.5	3.8	7.0
M4	9.5	3.8	7.0
M5	11	4.4	8.35
M6	12.5	5.7	9.65
M8	16.0	6.4	13.1
M10	19.0	7.6	15.5
M12	25.4	10.2	19.6
M14	25.4	10.2	19.6
M16	25.4	10.2	19.5

## Description

The FSUK Anchor rivet bush is designed with serrations on the spigot and can be used in material as thin as 0.5mm up to 5.9mm.

The spigot is designed to go through the sheet and be riveted over on the back allowing it to go into all types of material. They are generally available in Steel Self colour or Zinc and Clear Pass(C3) and Stainless Steel.

It is designed to be installed into drilled or punched holes.

Please note stock sizes are M3-M10

## Advantages

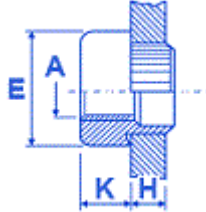
CAN BE INSTALLED MANUALLY OR WITH AN AUTO FEED PRESS  
 VERY HIGH PERFORMANCE DUE TO ITS RIVETING ACTION ON  
 THE BACK OF THE SHEET METAL  
 SUITABLE FOR USE IN DRILLED OR PUNCHED HOLES

## Comments

HOW TO SPECIFY:  
 EXAMPLE FSUK ANCHOR M4 1.6mm S-Z FOR EACH SIZE JUST  
 SPECIFY THE MATERIAL THICKNESS (H)  
 S= STEEL STST= STAINLESS SC= SELF COLOUR SPECIFY Z FOR  
 ZINC PLATED (TRIVALENT C3) AT THE END OF PART NO  
 Hole Size tolerance is -0/+0.1mm

## MINI-ANCHOR: Rivet Bushes

### FSUK-MINIANCHOR



## Description

The FSUK Mini-Anchor range has all the features of the standard Anchor but with a smaller body and panel range.

The spigot is designed to go through the sheet and be riveted over on the back allowing it to go into all types of material. They are generally available in Steel Self colour or Zinc and Clear Pass and Stainless Steel.

The Mini bushes are designed to be almost flush on the back of the sheet and can be installed into material between 0.5mm-3mm.

It is designed to be installed into drilled or punched holes.

## Dimensions

thread	E	K	H.Size
M2	5.0	2.3	3.5
M2.5	5.5	2.8	4,3
M3	5.5	2.8	4,3
M3.5	7.0	3.2	5.5
M4	7.0	3.2	5.5
M5	8.5	3.8	6.5
M6	10	5.1	7.7
M8	12	6.5	9.7

## Advantages

CAN BE INSTALLED MANUALLY OR WITH AN AUTO FEED PRESS  
SUITABLE FOR USE IN DRILLED OR PUNCHED HOLES  
CAN BE INSTALLED CLOSE TO THE PANEL EDGE  
SMALLER BODY GIVES MORE DESIGN SPACE

## Comments

HOW TO SPECIFY:

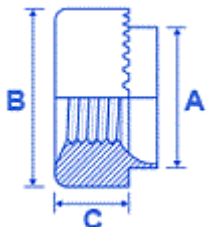
FSUK MINI-ANCHOR M4-1.6mm-S-Z

Specify Material thickness (H) and Anchor Material then Finish  
AVAILABLE IN SELF COLOUR, STEEL ZINC & TRIVALENT AND  
STAINLESS

M3&M4 AVAILABLE IN MOST GUAGE SIZES FROM STOCK

## SERRATED:

### FSUK-SERRATED



## Dimensions

thread	A	B	C	H.Size
M2.5	5,54	7,92	3,17	5,54
M3	5,54	7,92	3,17	5,54
M3.5	6,73	9,52	3,17	6,73
M4	6,73	9,52	3,17	6,73
M5	7,92	11,10	3,81	7,92
M6	9,52	12,70	5,08	9,52
M8	12,70	15,87	6,35	12,70
M10	15,87	19,05	7,62	15,87
M12	19,05	25,40	10,16	19,05

## Advantages

CAN BE INSTALLED MANUALLY OR WITH AN AUTO FEED PRESS  
 VERY HIGH PERFORMANCE DUE TO ITS RIVETING ACTION ON  
 THE BACK OF THE SHEET METAL  
 SUITABLE FOR USE IN DRILLED OR PUNCHED HOLES

## Description

The FSUK serrated face bush is offered as an alternative to the Serrated spigot and has a range of different hole sizes to give designers and sheet metal sub contractors a choice.

The spigot is designed to go through the sheet and be rivetted over on the back allowing it to go into all types of material. They are generally available in Steel Self colour or Zinc and Clear Pass and Stainless Steel.

The FSUK Serrated face rivet bush can be used in material as thin as 0.5mm up to 5.9mm.

It is designed to be installed into drilled or punched holes.

## Comments

### HOW TO SPECIFY

FSUK M4-16 SWG SERR STEEL TRIVALENT

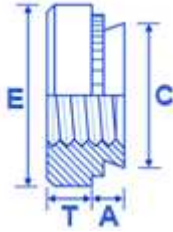
Specify Guage size Fastener is fixing into and then material of Rivet Bush.

Available in Self Colour, Steel or Stainless. Also available with Serrations on Spigot.

Please note Dimension A tolerance is +0/-0.2mm. Hole size tolerance is -0/+0.1mm and we recommend you punch or drill the hole towards the top limit.

## SCN: Self Clinching Fasteners

### FSUK-SCN



### Description

The FSUK Self clinch nut persuades material from the mating sheet to flow around the self clinch groove and notches. They are designed to ensure the sheet is completely flush on the back and each size of nut can be installed into a large panel range.

The steel nuts are hardened and designed to go into sheet less than 80 Rockwell B, the stainless version is designed to go into less than 70 Rockwell B.

It is designed to be installed into drilled or punched holes and must always be installed using a Squeeze action Press.

### Dimensions

thread	A	shank	C	E	T	H.Size	Sheet
M2	0,76	0	4.20	6.3	1,5	4,25	0,8
M2	0,97	1	4.20	6.3	1,5	4,25	1,0
M2	1,37	2	4.20	6.30	1,5	4,25	1,4
M2.5	0,76	0	4.20	6.3	1,5	4,25	0,8
M2.5	0,97	1	4.20	6.3	1,5	4,25	1,0
M2.5	1,37	2	4.2	6.3	1,5	4,25	1,4
M3	0,76	0	4.20	6.30	1,5	4,25	0,8
M3	0,97	1	4.20	6.30	1,5	4,25	1,0
M3	1,37	2	4.20	6.30	1,5	4,25	1,4
M3 (4.75)	0,76	0	4.75	7.1	1,75	4,75	0,8
M3 (4.75)	0,97	1	4.75	7.10	1,75	4,75	1,0
M3 (4.75)	1,37	2	4.75	7.10	1,75	4,75	1,4
M4	0,76	0	5.40	7.90	2,0	5,4	0,8
M4	0,97	1	5.40	7.90	2,0	5,4	1,0
M4	1,37	2	5.40	7.90	2,0	5,4	1,4
M4 (2.3)	0,76	0	5.40	7.90	2.3	5,4	0,8
M4 (2.3)	0,97	1	5.40	7.90	2.3	5,4	1,0
M4 (2.3)	1,37	2	5.40	7.90	2.3	5,4	1,4
M5	0,76	0	6.40	8.70	2,0	6,4	0,8
M5	0,97	1	6.40	8.70	2,0	6,4	1,0
M5	1,37	2	6.40	8.70	2,0	6,4	1,4
M5 (2.3)	0,76	0	6.40	8.70	2.3	6,4	0,8
M5 (2.3)	0,97	1	6.40	8.70	2.3	6,4	1,0
M5 (2.3)	1,37	2	6.40	8.70	2.3	6,4	1,4
M6	1,37	1	8.75	11.05	4,1	8,75	1,4
M6	2,21	2	8.75	11.05	4,1	8,75	2,3
M8	1,37	1	10.50	12.65	5,5	10,5	1,4
M8	2,21	2	10.50	12.65	5,5	10,5	2,3
M10	2.21	1	14.00	17.30	7.5	14	2.3
M10	3.05	2	14.00	17.30	7.5	14	3.1

### Advantages

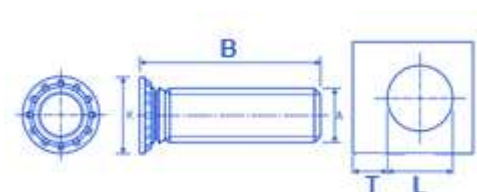
SUITABLE FOR USE IN DRILLED OR PUNCHED HOLES. REVERSE SIDE OF SHEET WILL BE COMPLETELY FLUSH.

### Comments

TO SPECIFY= FSUK M4-1- S (STEEL)-Z (TRIVALENT). WE STOCK MOST DIRECT ALTERNATIVES TO PSM STYLE+ ALL TYPES. IF YOU WANT PSM SPEC PLEASE SPECIFY IE FSUK M4-1-(2.32 BODY)-Z (TRIVALENT) PLEASE NOTE DIMENSION A IS A MAXIMUM THERE IS NO MINIMUM

## SCS: Self Clinching Fasteners

### FSUK-SCS



### Description

The FSUK Self Clinch studs is designed to be flush into a range of sheet metal without any need for welding.

The studs are available in a variety of thread sizes and lengths.

The FSUK Self clinch studs persuades material from the mating sheet to flow around the self clinch groove and notches.

The steel studs are hardened and designed to go into sheet less than 80 Rockwell B, the stainless version is designed to go into less than 70 Rockwell B.

It is designed to be installed into drilled or punched holes and must always be installed using a squeeze action. The tolerance on the hole must be  $-0.00 + 0.08\text{mm}$

### Dimensions

thread	K	L	T	Sheet
M2.5	4.0	2.5	0.4	1
M3	4.6	3	0.8	1
M4	5.9	4	1.9	1
M5	6.5	5	3.8	1
M6	8.2	6	8	1.5
M8	9.6	8	12	1.5

### Advantages

SUITABLE FOR USE IN DRILLED OR PUNCHED HOLES  
HEAD IS DESIGNED TO BE INSTALLED FLUSH WITH THE SHEET  
AVAILABLE IN STEEL AND STAINLESS  
STUD WILL ALWAYS BE INSTALLED PERPENDICULAR TO PANEL  
NO WELDING REQUIRED

### Comments

HEAD TOLERANCE +/- 0.4mm

HOW TO SPECIFY: THREAD SIZE X LENGTH STEEL TRIVALENT FINISH OR STAINLESS.

IE FSUK M4-10 STEEL TRIVALENT

PLEASE NOTE LENGTHS(B) AVAILABLE AS FOLLOWS:

M3-6/8/10/12/14/15/16/18/20/25/30/35

M4-6/8/10/12/14/15/16/18/20/25/30/35/38

M5-8/10/12/14/15/16/18/20/25/30/35/38

M6-10/12/14/15/16/18/20/25/30/35/38

M8-10/12/15/16/18/20/25/30/35/38/50

PLEASE CHECK WITH FSUK FOR AVAILABILITY OVER 30 LONG

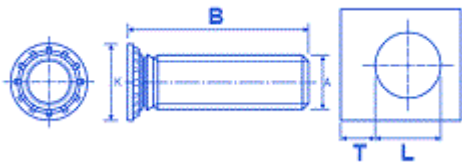
PRODUCT IS AVAILABLE IN STEEL TRIVALENT FINISH, GEOMET

500 (ONLY SOME SIZES) AND STAINLESS

MOST SIZES EX STOCK

## HPS: Self Clinching Fasteners

### FSUK-SCHPS



## Description

The FSUK high performance studs are available for applications where a flush head is not required and a very high performance is.

The FSUK Self clinch studs persuades material from the mating sheet to flow around the self clinch groove and notches.

The steel studs are hardened and designed to go into sheet less than 80 Rockwell B.

It is designed to be installed into drilled or punched holes and must always be installed using a squeeze action. The tolerance on the hole must be -0.00 + 0.13mm.

## Dimensions

thread	K	L	T	H.Size
M5	7.8	5	10,5	5.0
M6	9.4	6	11,5	6.0
M8	12.5	8	12,5	8.0
M10	15.7	10	13,5	10.0

## Advantages

SUITABLE FOR USE IN DRILLED OR PUNCHED HOLES  
STUD WILL ALWAYS BE INSTALLED PERPENDICULAR TO PANEL  
NO WELDING REQUIRED  
HIGH TORQUE RESISTANCE

## Comments

HOW TO SPECIFY  
FSUK SCHPS M8-20 (B) STEEL TRIVALENT  
SOME SIZES AVAILABLE IN STAINLESS- PLEASE CLICK ON THE  
CONTACT US @ FSUK AND PLACE ENQUIRY TO CHECK  
AVAILABILITY

## FLUSH: Self Clinching Fasteners

### FSUK-FLUSH



### Dimensions

thread	shank	B	C	P	H.Size	Sheet	mindistance
M2.5	1	4,8	4,35	1,5	4,4	1,5	6,0
M2.5	2	4,8	4,35	2,3	4,4	2,4	6,0
M3	1	4,8	4,35	1,5	4,4	1,5	6,0
M3	2	4,8	4,35	2,3	4,4	2,4	6,0
M3 (5.4)	1	6,4	5,35	1,5	5,4	1,5	6,5
M3 (5.4)	2	6,4	5,35	2,3	5,4	2,4	6,5
M3.5	1	6,4	5,35	1,5	5,4	1,5	6,5
M3.5	2	6,4	5,35	2,3	5,4	2,4	6,5
M4	1	7,9	7,35	1,5	7,4	1,5	7,2
M4	2	7,9	7,35	2,3	7,4	2,4	7,2
M5	1	8,7	7,90	1,5	7,9	1,5	8,8
M5	2	8,7	7,90	2,3	7,9	2,4	8,8
M6	1	9,5	8,75	3,1	8,75	3,2	8,8
M6	2	9,5	8,75	3,9	8,75	4,0	8,8

### Description

The FSUK Flush range provides a strong reusable thread in sheet metal with a flush finish on both sides.

It is designed to be installed into drilled or punched holes and must always be installed using a squeeze action. The tolerance on the hole must be  $-0.00 + 0.13\text{mm}$ .

The Nuts are manufactured from stainless steel and must be installed into sheet hardness of less than 70 Rockwell B.

### Advantages

HIGH PULL OUT AND BODY TORQUE  
 PROVIDES FLUSH FINISH TO BOTH SIDES OF THE SHEET

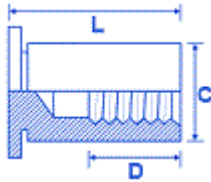
### Comments

HOW TO SPECIFY  
 FSUK M4-1 FLUSH NUT  
 ONLY AVAILABLE IN STAINLESS TO ENSURE STRONG INTERNAL THREAD

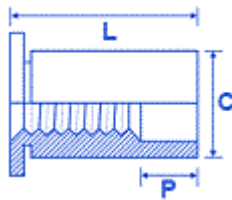
## STAND-OFFS: Self Clinching

### Fasteners

#### FSUK-BLIND



#### FSUK-THROUGH



### Cross Flat



## Description

The FSUK Stand-Offs are designed to serve as spacers normally to mount a PCB board in enclosures. They are available in a Blind or Through version and can be supplied in steel or stainless.

The steel version are hardened and designed to go into sheet less than 80 Rockwell B, the stainless version is designed to go into less than 70 Rockwell B.

They are designed to be installed into drilled or punched holes and must always be installed using a squeeze action. The tolerance on the hole must be  $-0.00 + 0.08\text{mm}$ .

## Dimensions

thread	C	D	P	L	A/F	H.Size	Sheet
M2.5	4,18	L6-12 Max L14-16 =6.4 18-26= 9.5	L12-14 =4.8 L16-20 =8 L22-26 =11	5-26	4,8	4,2	1,0 (min)
M3	4,18	L6-12 Max L14-16 =6.4 18-26= 9.5	L12-14 =4.8 L16-20 =8 L22-26 =11	5-26	4,8	4,2	1,0 (min)
M3 (5.4)	5,39	L6-12 Max L14-16 =6.4 18-26= 9.5	L12-14 =4.8 L16-20 =8 L22-26 =11	5-26	6,4	5,4	1,0 (min)
M4	7,10	L6-12 Max L14-16 =6.4 18-26= 9.5	L12-14 =4.8 L16-20 =8 L22-26 =11	6-26	7,9	7,2	1,3 (min)
M5	7,10	L6-12 Max L14-16 =6.4 18-26= 9.5	L12-14 =4.8 L16-20 =8 L22-26 =11	6-26	7,9	7,2	1,3 (min)

## Advantages

DESIGNED TO BE FLUSH ON ONE SIDE OF SHEET METAL  
OFFERED IN A WIDE RANGE OF LENGTHS  
SUITABLE FOR ALL THICKNESS OF SHEET OVER 1.0MM  
AVAILABLE IN THROUGH AND BLIND VERSIONS  
STEEL OR STAINLESS STEEL

## Comments

### HOW TO SPECIFY

FSUK BLD M4-12-S-TRIVALENT= M4-12 BLIND STEEL TRIVALENT PLATED  
FSUK THRO M4-12 S-TRIVALENT= M4-12 THROUGH STEEL TRIVALENT PLATED

ALSO AVAILABLE IN STAINLESS AND SOME SIZES IN GRADE 400 STAINLESS

PLEASE CHECK WITH FSUK FOR AVAILABILITY OF STAINLESS/GRADE 400  
PLEASE NOTE LENGTH (L) STARTS AT 6MM ON FSUK-BLIND



## BROACH: Self Clinching

### Fasteners

#### FSUK-BROACH



### Dimensions

thread	A	B	C	D	L	A/F	H.Size
M2.5	5,56	4,60	1,5	1,5	1,53	4,4	4,22
M3	5,56	4,60	1,5	1,5	1,53	4,4	4,22
M4	8,74	6,75	1,5	2,0	1,53	6,4	6,40
M5	9,53	7,30	1,5	3,0	1,53	7,1	6,90

### Advantages

SIMPLE PRESS IN INSTALLATION  
AVAILABLE IN STAND-OFFS  
DESIGNED NOT TO CRACK BRITTLE PCB'S

### Comments

HOW TO SPECIFY  
FSUK M3 BROACH-ET  
ET= ELECTRO TINNED FOR PCB BOARDS

### Description

The FSUK broaching nuts are designed to be installed into resin based PCB Boards, they are installed using a flat punch with a squeeze action allowing the spigot to broach its way into the board. A stand-off version is also available.

These nuts ensure a deep metal thread in the boards without the risk of cracking.

They are designed to be installed into drilled or punched holes and must always be installed using a squeeze action. The tolerance on the hole must be  $-0.00 + 0.08\text{mm}$